

QUICK GUIDE

1.



Rocky Gas Co-op Ltd. Portal Login

Email/Username: rockygascoopcustomer@gmail.com

Password:

[Sign In](#)

[Register Email](#)

[Forgot Password?](#)

←Enter Email Address

←Click "Register Email"
(green button)

Welcome to Rocky Gas Co-op's E Billing portal!

2.

Rocky Gas Co-op Ltd. Portal Email Registration

In order to register, please enter the email address that you use with your existing account.

Please contact the office to update your email address or to change it if the registration is not successful.

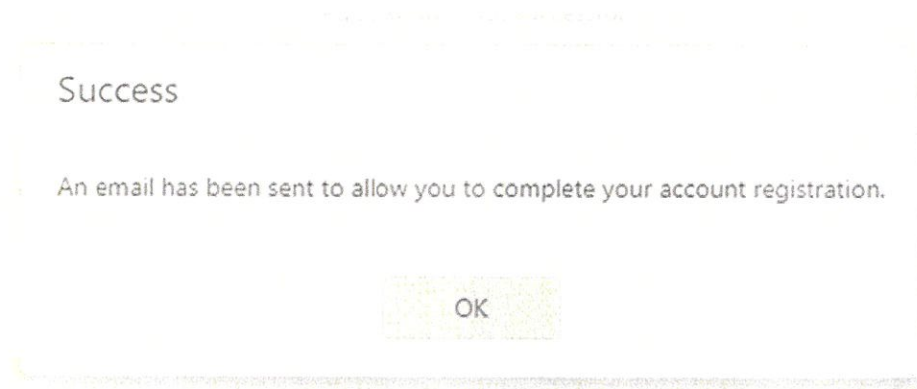
Email: rockygascoopcustomer@gmail.com

[Send Registration Email](#) [Go Back](#)

←Enter your Email
address

←Click "Send
Registration Email"

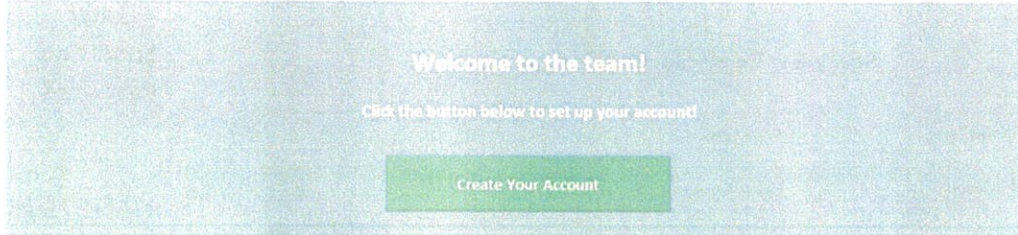
3.



←Click "OK"

When you receive your email from "Do Not Reply – Rocky Gas Co-op Ltd. Portal – Account Creation Confirmation" do the following:

4.




←Click "Create Your Account"

5.


Rocky Gas Co-op Ltd. Portal Email Registry

Email:

Password: 

Password Confirm:

Password Strength:




← Create a password and confirm (Password strength must be at least 4 green bars)


← Click "Submit"


6.


Rocky Gas Co-op Ltd. Portal Login

Email/Username:

Password: 







← Enter Email and Password

← Click "Sign In" (Blue Button)

Welcome to Rocky Gas Co-op's E Billing portal!

7.

If you have more than one account using the same email, you only need to register one time, use the "Contact" drop down box to access other accounts.